
CHAIN QUARTERLY REPORT

GREATER LONDON

OCTOBER - DECEMBER 2023

**SUPPORTED BY
MAYOR OF LONDON**



COPYRIGHT

**Greater London Authority
January 2024**

Published by
Greater London Authority
City Hall
Kamal Chunchie Way
London
E16 1ZE
www.london.gov.uk

CHAIN enquiries 020 7840 4451

Copies of this report are available
from <http://data.london.gov.uk>

CONTENTS

1. INTRODUCTION & KEY FINDINGS

- Introduction
- Key findings

2. ROUGH SLEEPER POPULATION ANALYSIS

- Headlines
- Achieving no second night out
- No one living on the streets
- Intermittent rough sleepers

3. SPATIAL DISTRIBUTION

- Bedded down street contacts by area: Greater London level

4. NATIONALITY

- Nationality: Rolling figures
- Nationality: Breakdown by area

5. DEMOGRAPHICS

- Gender
- Age
- Ethnicity

6. SUPPORT NEEDS

7. INSTITUTIONAL & ARMED FORCES HISTORY

8. ACCOMMODATION & RECONNECTION OUTCOMES

9. TEMPORARY ACCOMMODATION

- Arrivals
- Departures: Destination on departure
- Departures: Reason for leaving

10. METHODOLOGY

1. INTRODUCTION & KEY FINDINGS

Introduction

This quarterly report presents information about people seen rough sleeping by outreach teams in London in October-December 2023. Information is derived from the 'Combined Homelessness and Information Network' (CHAIN), a database commissioned and funded by the Greater London Authority (GLA) and managed by Homeless Link. For more information see www.homeless.org.uk/chain.

The data on which this report is based is also available in an accessible tabular format, aggregated to borough and Greater London level, in a separate CHAIN Quarterly Data Tables file. This can be downloaded from the GLA Datastore at <http://data.london.gov.uk/dataset/chain-reports>.

In the rough sleeping figures in this report people are grouped into three categories:

New rough sleepers	Those who had not been contacted by outreach teams rough sleeping before the period
Living on the streets	Those who have had a high number of contacts over 3 weeks or more which suggests they are living on the streets
Intermittent rough sleepers	People who were seen rough sleeping before the period began at some point, and contacted in the period - but not regularly enough to be 'living on the streets'

For more information about the methods used to derive statistics for this report, and definitions of different groups, please see section 11 – Methodology.

Key findings

New rough sleepers

In the period October-December 2023 outreach teams recorded 2283 people in London sleeping rough for the first time. Of these:

- 1652 (72%) spent just one night sleeping rough
- 567 (25%) slept rough for more than one night but did not go on to live on the streets
- 64 (3%) were deemed to be living on the streets.

The number of new rough sleepers recorded during this period was 34% higher than the same period last year.

By comparison, of the 1700 rough sleepers recorded as new to the streets in October-December 2022, 1269 (75%) were seen sleeping rough just once. A similar proportion (23%) went on to spend more than one night without meeting the criteria for living on the streets, and 2% went on to live on the streets.

Living on the streets

During October-December 2023 there were 560 people recorded who were deemed to be living on the streets. This total includes:

- 64 people who were new to rough sleeping in London and remained on the streets during the period
- 20 people from the RS205+ cohort who were seen bedded down at least once.

The number of rough sleepers deemed to be living on the streets is 24% higher than the same period last year, and 16% higher than the immediately preceding period (July-September 2023).

Intermittent rough sleepers

The number of people who were seen rough sleeping during October-December 2023 who were not new, and did not have enough contacts to be deemed as living on the streets, was 1610. This is 10% higher than the same period last year, and 3% higher than the immediately preceding period.

Of these:

- 689 people (43%) were seen on just a single occasion
- 433 people (27%) were seen just twice, and
- only 11 (1%) had six or more contacts.

Total number of people seen rough sleeping

In total during the period October-December 2023 outreach teams recorded 4389 individuals sleeping rough in the capital. This is a 23% increase on the total figure for October-December 2022.

Of that total:

- new rough sleepers account for 52% of all rough sleepers
- intermittent rough sleepers account for 37% of all those recorded in the period, and
- 13% of those recorded during the period were living on the streets.

2. ROUGH SLEEPER POPULATION ANALYSIS

All London Boroughs: Headlines

Table 1: People seen rough sleeping in 2023-24 Q3, by new, living on the streets, and intermittent breakdown

NEW ROUGH SLEEPERS

	No. this period	% change from last period	% change on same period last year
Total	2283	+9%	+34%
New RS with no second night out	1652	+2%	+30%
New RS with a second night out but not living on the streets	567	+37%	+46%
New RS joining living on the streets population*	64	+7%	+52%

	This period	Last period	Same period last year
Proportion of new rough sleepers prevented from spending a second night out	72%	77%	75%

LIVING ON THE STREETS (LOS)

	No. this period	% change from last period	% change on same period last year
Total	560	+16%	+24%
LOS - Transferred from new RS*	64	+7%	+52%
LOS - Known	476	+23%	+26%
LOS - RS205+	20	-39%	-38%

INTERMITTENT ROUGH SLEEPERS

	No. this period	% change from last period	% change on same period last year
Total	1610	+3%	+10%

	This period	Last period	Same period last year
Proportion of intermittent rough sleepers seen only once during period	43%	48%	47%

OVERALL TOTAL ROUGH SLEEPERS

	No. this period	% change from last period	% change on same period last year
Total	4389	+8%	+23%

*This cohort is listed under both new rough sleepers and living on the streets headings, but is only counted once towards the overall total

All London Boroughs: Achieving No Second Night Out

Chart 1: New rough sleepers 2022-23 Q3 to 2023-24 Q3

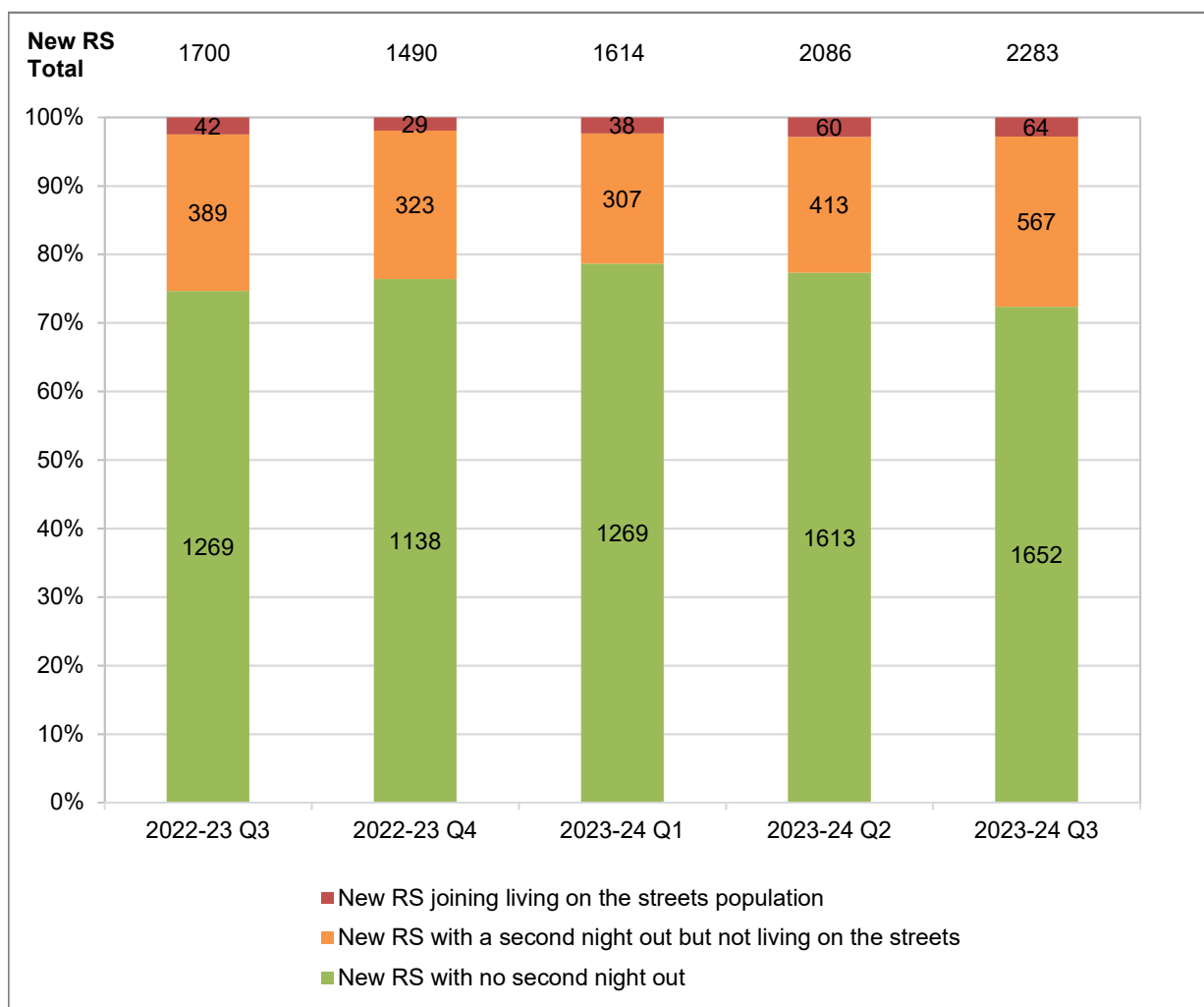


Table 2: New rough sleepers in 2023-24 Q3, by subcategory

Category	No. this period
New RS with no second night out	1652
New RS with a second night out but not living on the streets	567
New RS joining living on the streets population	64
Total	2283

New RS = New rough sleepers

All London Boroughs: No One Living on the Streets

Chart 2: People living on the streets 2022-23 Q3 to 2023-24 Q3

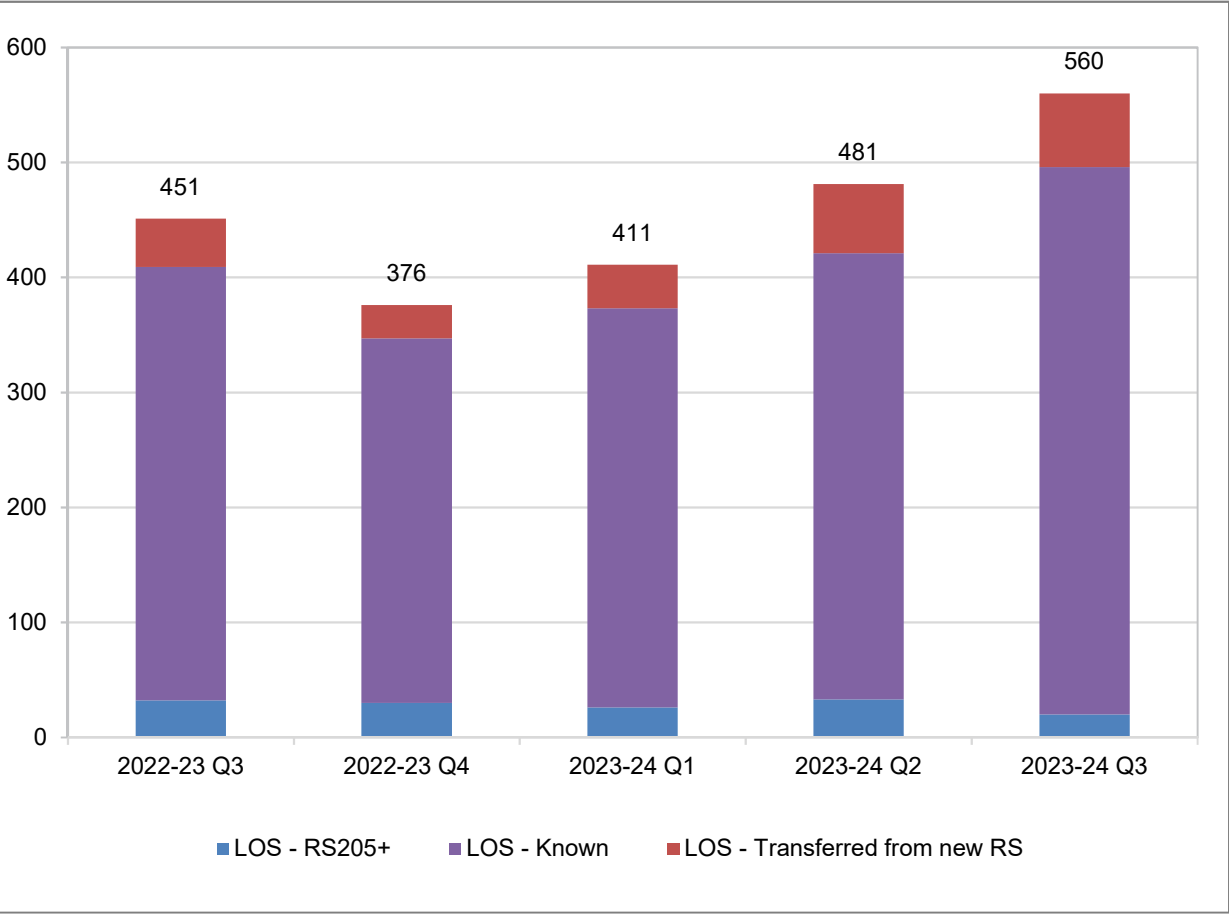


Table 3: People living on the streets in 2023-24 Q3, by subcategory

Category	No. this period
LOS - Transferred from new RS	64
LOS - Known	476
LOS - RS205+	20
Total	560

All London Boroughs: Intermittent Rough Sleepers

Chart 3: Intermittent rough sleepers 2022-23 Q3 to 2023-24 Q3

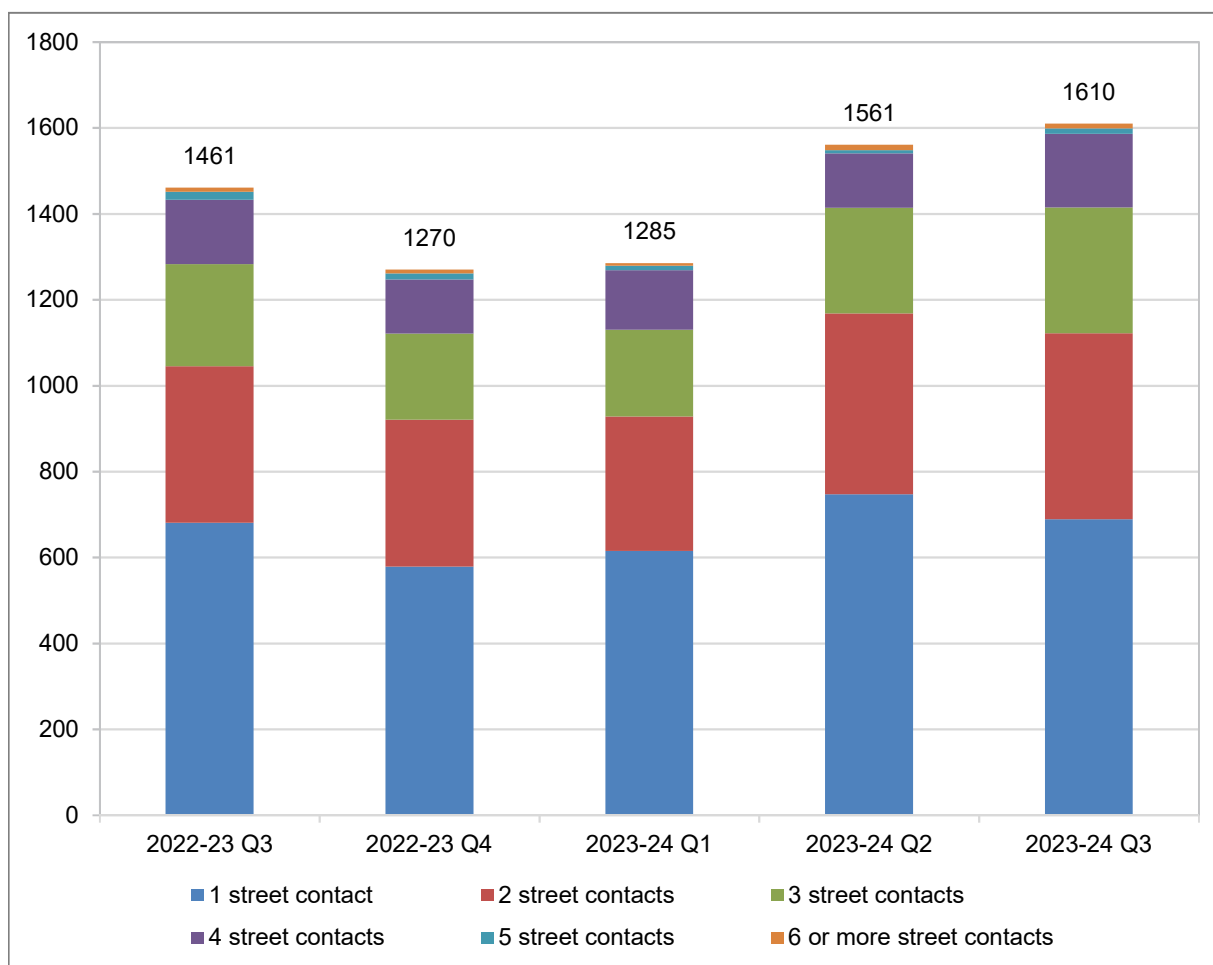


Table 4: Intermittent rough sleepers in 2023-24 Q3, by number of bedded down contacts during the period

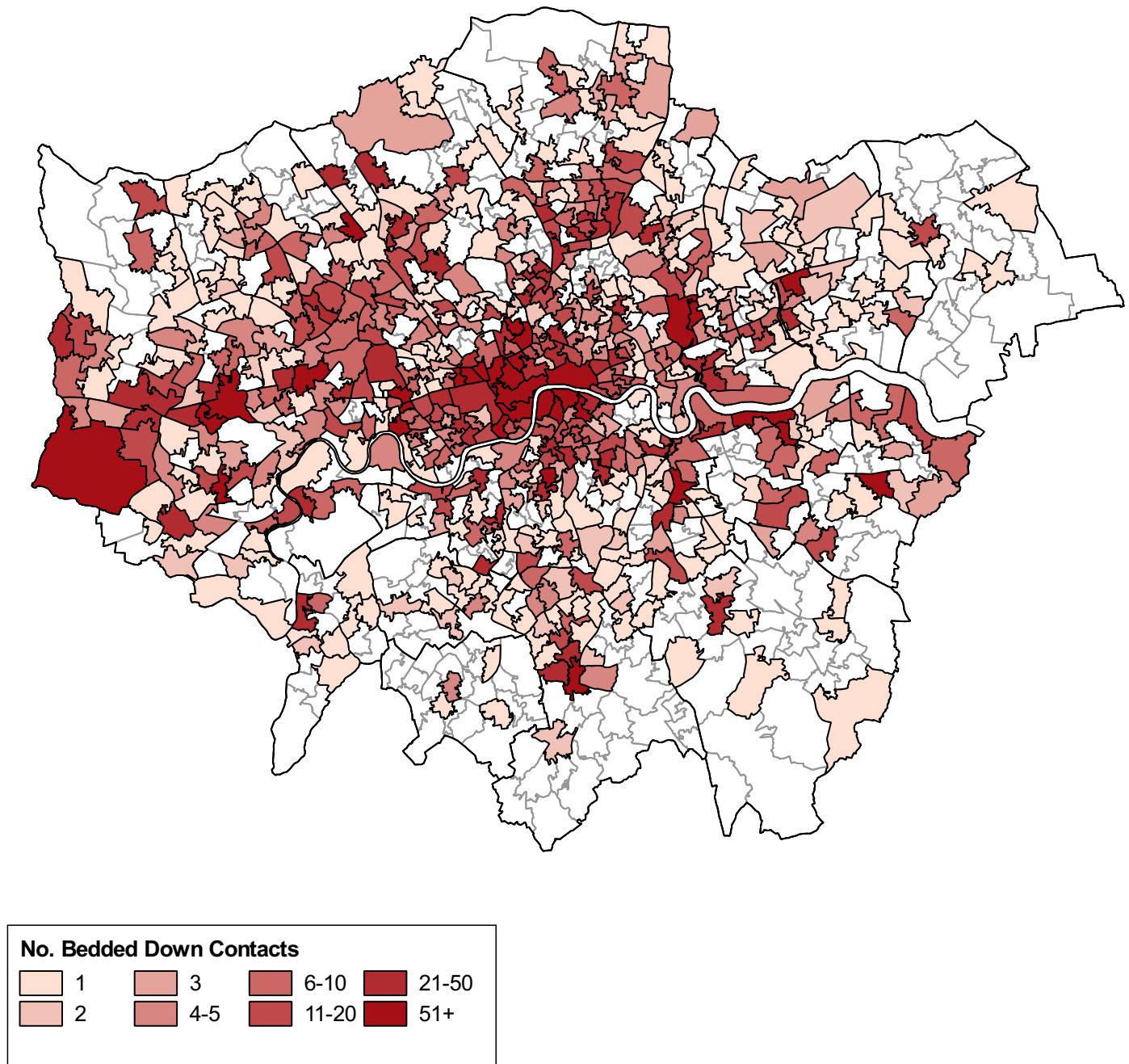
No. bedded down street contacts during this period	No. intermittent rough sleepers
1 street contact	689
2 street contacts	433
3 street contacts	293
4 street contacts	171
5 street contacts	13
6 or more street contacts	11
Total	1610

3. SPATIAL DISTRIBUTION

Bedded down street contacts by area: Greater London level

It is important to note that this map represents volume of contacts rather than individuals, and some people may have been seen on multiple occasions within a given area. Recording of street contacts is to some extent influenced by outreach provision and practice, which can vary across local authority areas.

Map 1: Number of bedded down street contacts recorded in each Middle Super Output Area across Greater London during the period



4. NATIONALITY

Nationality: Rolling figures

Table 5: Nationality of people seen rough sleeping 2023-24 Q1 to 2023-24 Q3

	Apr-Jun 23		Jul-Sep 23		Oct-Dec 23	
Nationality	No.	%	No.	%	No.	%
UK	1442	48.1%	1741	47.4%	1742	43.5%
Romania	346	11.6%	426	11.6%	403	10.1%
Poland	182	6.1%	198	5.4%	228	5.7%
Lithuania	41	1.4%	59	1.6%	67	1.7%
Portugal	40	1.3%	46	1.3%	52	1.3%
Ireland (Republic of)	37	1.2%	58	1.6%	46	1.1%
Bulgaria	32	1.1%	42	1.1%	48	1.2%
Italy	44	1.5%	33	0.9%	37	0.9%
Latvia	16	0.5%	14	0.4%	18	0.4%
France	11	0.4%	16	0.4%	23	0.6%
Spain	17	0.6%	17	0.5%	15	0.4%
Other European (EEA) countries	63	2.1%	76	2.1%	67	1.7%
Europe (EEA)	829	27.7%	985	26.8%	1004	25.1%
Europe (Non-EEA)	29	1.0%	39	1.1%	42	1.0%
Europe (Not known)	14	0.5%	27	0.7%	19	0.5%
Eritrea	87	2.9%	171	4.7%	281	7.0%
Sudan	39	1.3%	73	2.0%	170	4.2%
Nigeria	30	1.0%	33	0.9%	37	0.9%
Somalia	26	0.9%	27	0.7%	27	0.7%
Ethiopia	10	0.3%	19	0.5%	26	0.6%
Other African countries	119	4.0%	143	3.9%	139	3.5%
Africa	311	10.4%	466	12.7%	680	17.0%
India	131	4.4%	127	3.5%	183	4.6%
Afghanistan	38	1.3%	41	1.1%	43	1.1%
Iran	24	0.8%	38	1.0%	60	1.5%
Pakistan	15	0.5%	16	0.4%	19	0.5%
Bangladesh	13	0.4%	14	0.4%	18	0.4%
Other Asian countries	81	2.7%	88	2.4%	119	3.0%
Asia	302	10.1%	324	8.8%	442	11.0%
Americas	65	2.2%	87	2.4%	73	1.8%
Australasia	3	0.1%	4	0.1%	3	0.1%
Not known	277		395		384	
Total (excl. not known)	2995	100.0%	3673	100.0%	4005	100.0%
Total (incl. not known)	3272		4068		4389	

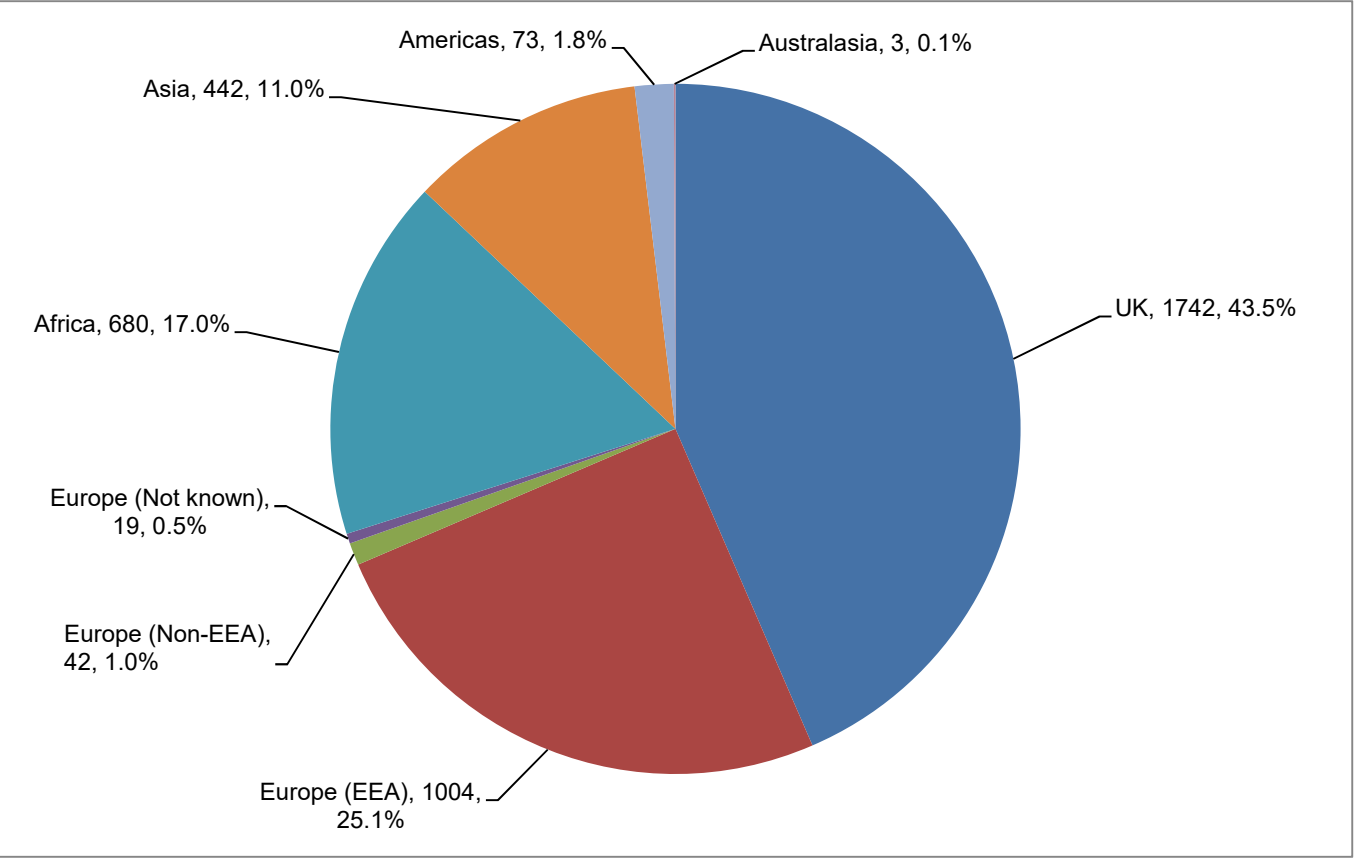
Total excluding not known is used as the base for percentages.

In individual borough reports some nationalities included in the table above may have '0' clients recorded against them – these nationalities are included in this standardised table as they represent a significant number of clients across London as a whole.

As of 2022/23 Q1, we have adjusted categories used for nationality reporting, so that the ten countries previously categorised as CEE are now included in the broader category of Europe (EEA).

Nationality: Breakdown by area

Chart 4: People seen rough sleeping in 2023-24 Q3, by nationality

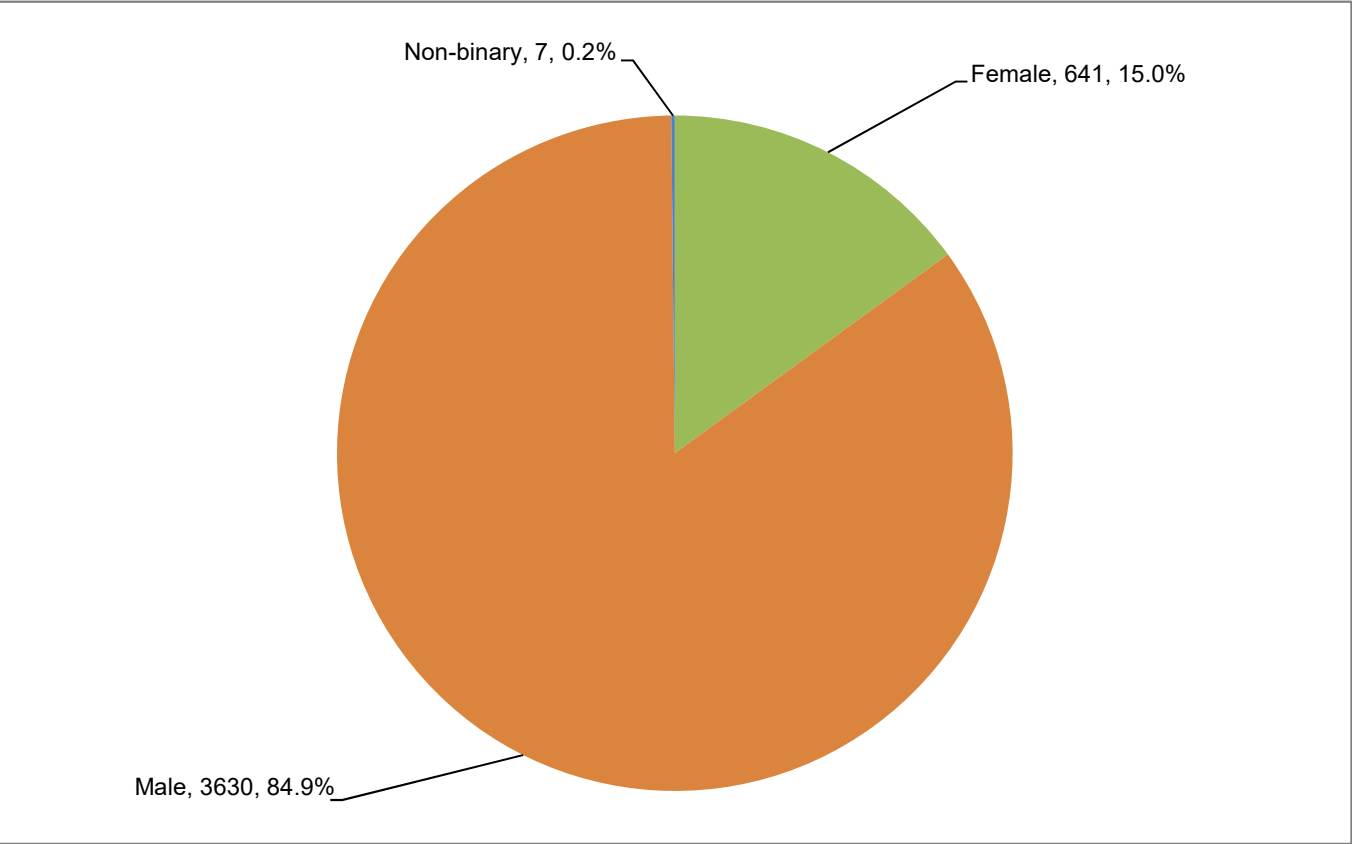


Base: 4005 people seen rough sleeping during the period whose nationality was known.

5. DEMOGRAPHICS

Gender

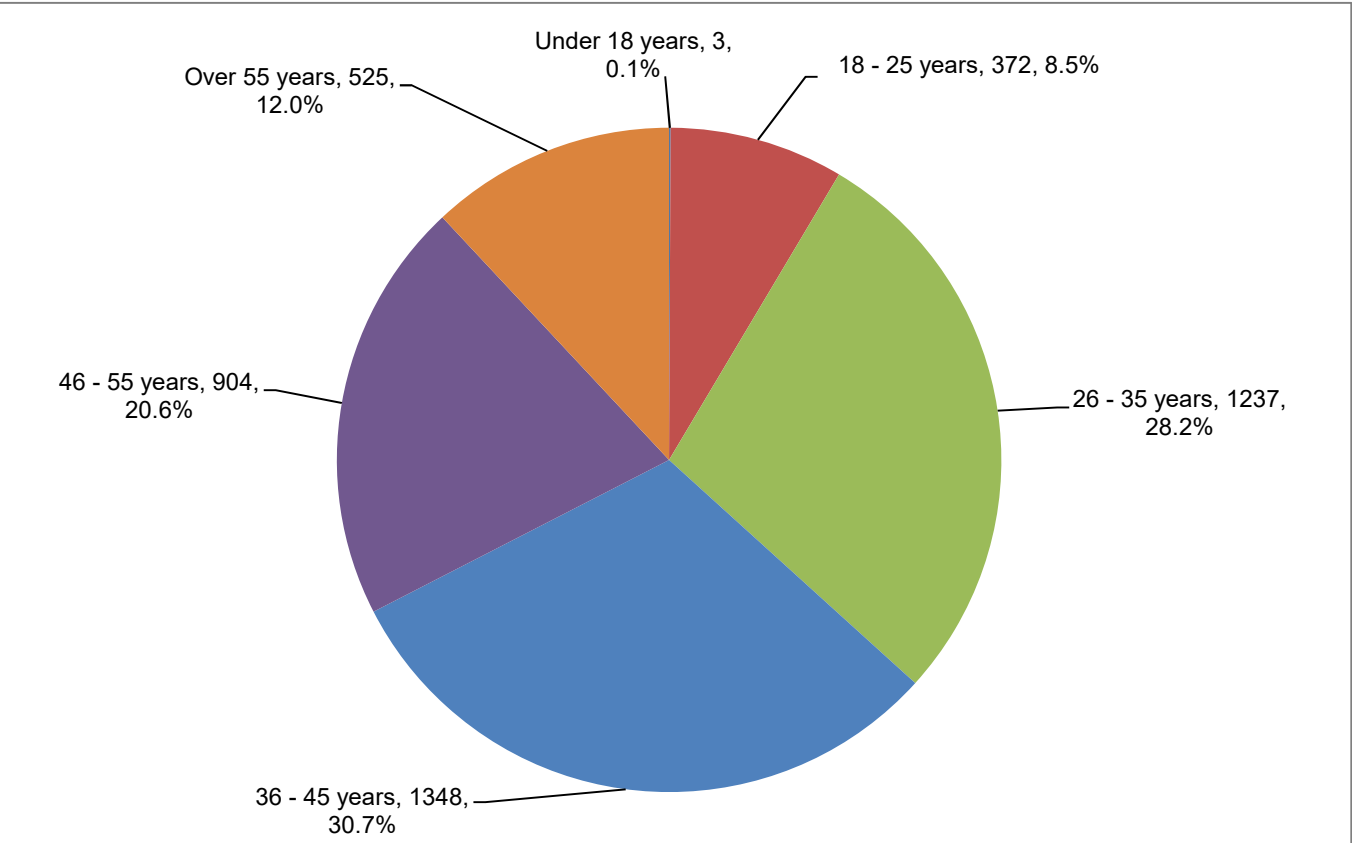
Chart 5: People seen rough sleeping in 2023-24 Q3, by gender



Base: 4278 people seen rough sleeping whose gender was known. This excludes 111 people whose gender was not known.

Age

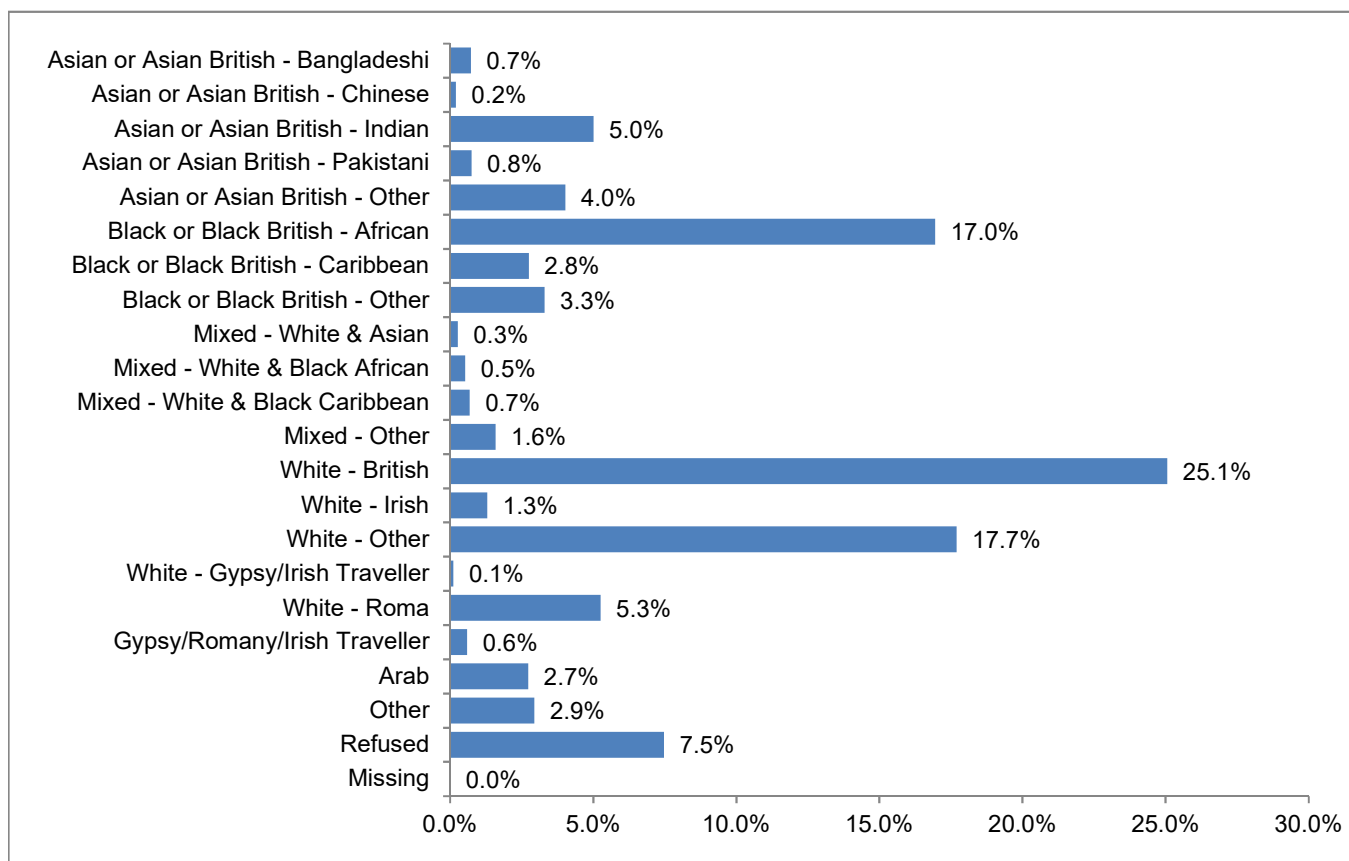
Chart 6: People seen rough sleeping in 2023-24 Q3, by age



Base: 4389

Ethnicity

Chart 7: People seen rough sleeping in 2023-24 Q3, by ethnicity



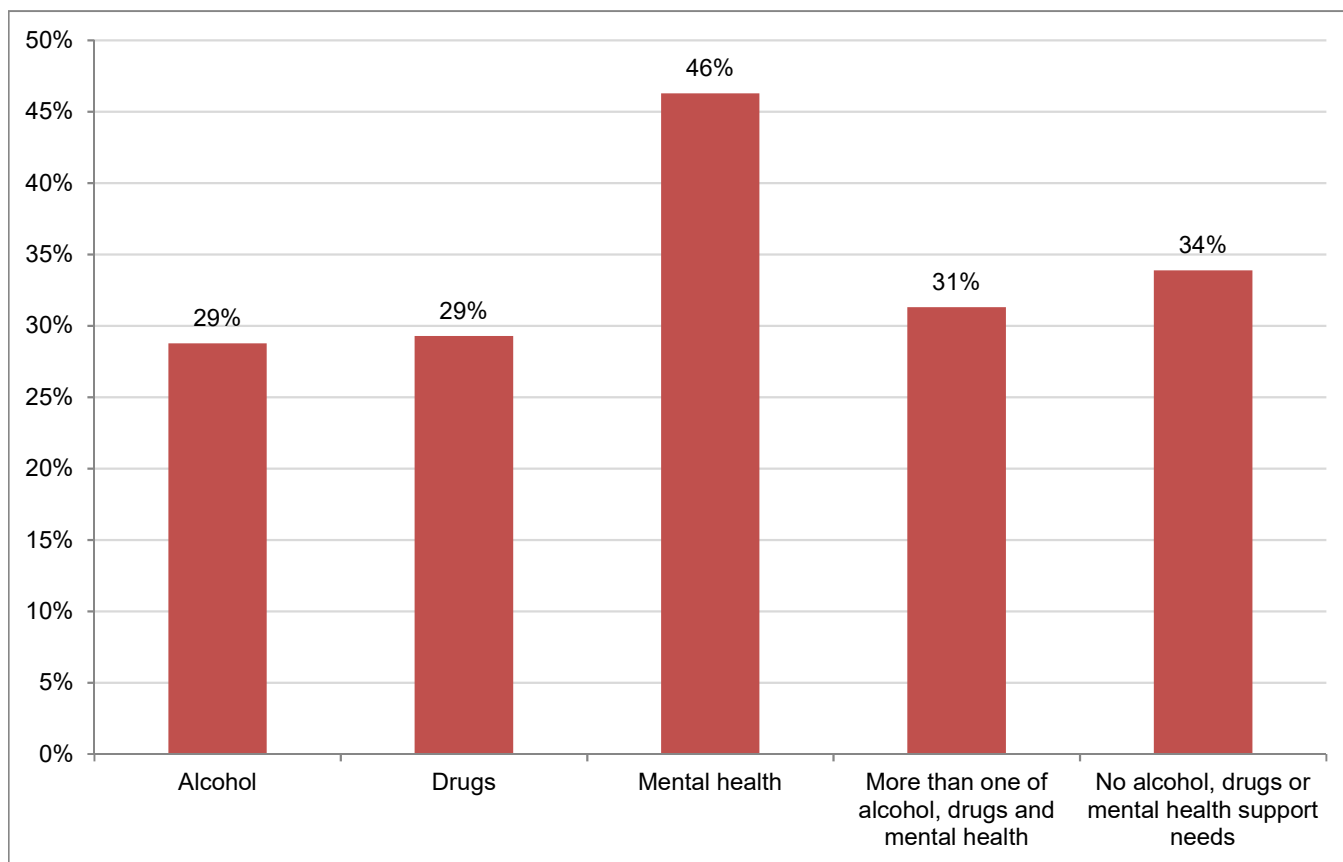
Base: 4389

The previously employed category of 'Gypsy/Romany/Irish Traveller' was replaced with separate categories for 'White - Gypsy/Irish Traveller' and 'White - Roma' in April 2021.

However, many people seen rough sleeping during the period may not have had their ethnicity information updated to reflect these new categories, so the original category is also included in the graph.

6. SUPPORT NEEDS

Chart 8: People seen rough sleeping in 2023-24 Q3, by support needs



Base: 3384. Note that the base figure for this chart excludes people for whom none of the three support needs were known or assessed (1005)

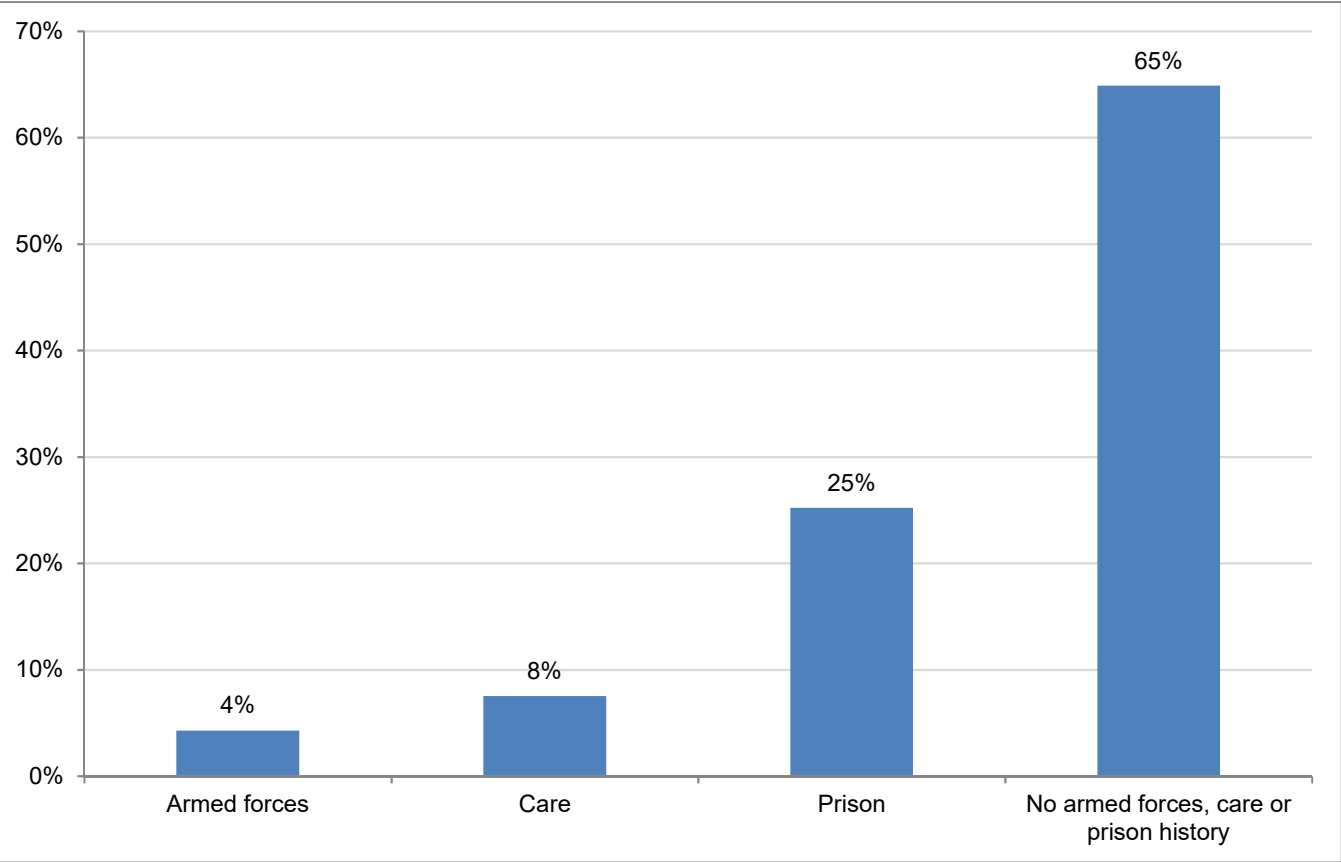
Table 6: People seen rough sleeping in 2023-24 Q3, by support needs combination

Support Needs	No. people	% of people seen rough sleeping
Alcohol only	320	9%
Drugs only	188	6%
Mental health only	612	18%
Alcohol and drugs	105	3%
Alcohol and mental health	256	8%
Drugs and mental health	406	12%
Alcohol, drugs and mental health	292	9%
All three no	1146	34%
All three no, not known or not assessed	59	2%
All three not known or not assessed	1005	
Total (excl. not assessed)	3384	100%
Total (incl. not assessed)	4389	

Total excluding not known or assessed is used as base for percentages.

7. INSTITUTIONAL & ARMED FORCES HISTORY

Chart 9: People seen rough sleeping in 2023-24 Q3, by experience of armed forces, care or prison



Base: 3297. Note that the base figure for this chart excludes people for whom none of the three institutional histories were assessed.

Table 7: Nationality of people seen rough sleeping in 2023-24 Q3 with experience of armed forces

Nationality	No. people	% of people seen rough sleeping
UK	40	1%
Non-UK	101	3%
Not known/recorded	0	0%
Total	141	4%

8. ACCOMMODATION & RECONNECTION OUTCOMES

Reconnections and bookings into accommodation achieved by outreach teams, No Second Night Out, and other support services during the period. People included in these figures will have been seen rough sleeping at some point in their history, but not necessarily during the reporting period.

From April 2023, outcomes achieved by the pan-London No Second Night Out and MAPS (formerly Routes Home) services are included in this section of the report, rather than in their own separate section.

Table 8: Accommodation and reconnection outcomes achieved during 2023-24 Q3, compared to 2023-24 Q2, by number of people

	Jul-Sep 23	Oct-Dec 23
Outcome	No. people	No. people
Booked into accommodation or reconnected	1142	2096
Booked into accommodation	1113	2061
Booked into hub, shelter or emergency accommodation	77	1009
Booked into temporary accommodation	844	1048
Booked into long-term accommodation	267	299
Reconnected	122	93

Some people may have been booked into more than one type of accommodation during the period.

Table 9: Reconnection outcomes achieved during 2023-24 Q3, compared to 2023-24 Q2, by number of outcomes

	Jul-Sep 23		Oct-Dec 23	
Reconnection reason	No. events	%	No. events	%
Return to home area	95	75%	69	73%
Seeking work	9	7%	7	7%
Move to area for friends/family	24	19%	25	27%
Move to area with appropriate services	60	48%	43	46%
Reconnections total	126		94	

An individual may have had more than one reconnection during the period. Reconnections can be recorded with multiple reasons, so the overall total will be lower than the combined sum of the separate reconnection reasons. Percentages are based on the total number of reconnections.

	Jul-Sep 23		Oct-Dec 23	
Reconnection destination	No. events	%	No. events	%
UK - London	94	75%	57	61%
UK - outside London	16	13%	15	16%
Europe	12	10%	9	10%
Rest of the world	4	3%	13	14%
<i>Not known</i>	0		0	
Reconnections total (excl. destination not known)	126	100%	94	100%

An individual may have had more than one reconnection during the period.

Table 10: Accommodation outcomes achieved during 2023-24 Q3, compared to 2023-24 Q2, by number of outcomes

Accommodation type	Jul-Sep 23		Oct-Dec 23	
	No. events	%	No. events	%
Hubs, shelters and emergency accommodation				
Hub	36	3%	51	2%
Nightstop	1	0%	8	0%
SWEP (Local)	25	2%	563	21%
SWEP (Pan-London)	0	0%	83	3%
Winter/Night Shelter	19	1%	500	18%
<i>Hubs, shelters and emergency accommodation subtotal</i>	<i>81</i>	<i>6%</i>	<i>1205</i>	<i>44%</i>
Temporary accommodation				
Assessment centre	138	10%	194	7%
Bed & breakfast	179	13%	245	9%
Clinic/Detox/Rehab	6	0%	4	0%
Friends & family	9	1%	22	1%
Hostel	135	10%	156	6%
Local authority temporary accommodation	262	19%	326	12%
Staging post	168	12%	158	6%
Other temporary accommodation	102	8%	126	5%
<i>Temporary accommodation subtotal</i>	<i>999</i>	<i>74%</i>	<i>1231</i>	<i>45%</i>
Long-term accommodation				
Care home	0	0%	4	0%
Clearing House/RSI	59	4%	47	2%
Local authority tenancy (general needs)	12	1%	10	0%
Private rented sector - independent	85	6%	96	4%
Private rented sector - with some floating support	31	2%	40	1%
RSL tenancy (general needs)	0	0%	3	0%
Sheltered housing	4	0%	3	0%
Supported housing	74	5%	89	3%
Tied accommodation	1	0%	1	0%
Other long-term accommodation	12	1%	10	0%
<i>Long-term accommodation subtotal</i>	<i>278</i>	<i>20%</i>	<i>303</i>	<i>11%</i>
Total	1358	100%	2739	100%

An individual may have been booked into accommodation more than once during the period.

9. TEMPORARY ACCOMMODATION

Hostels, assessment centres and second-stage accommodation.

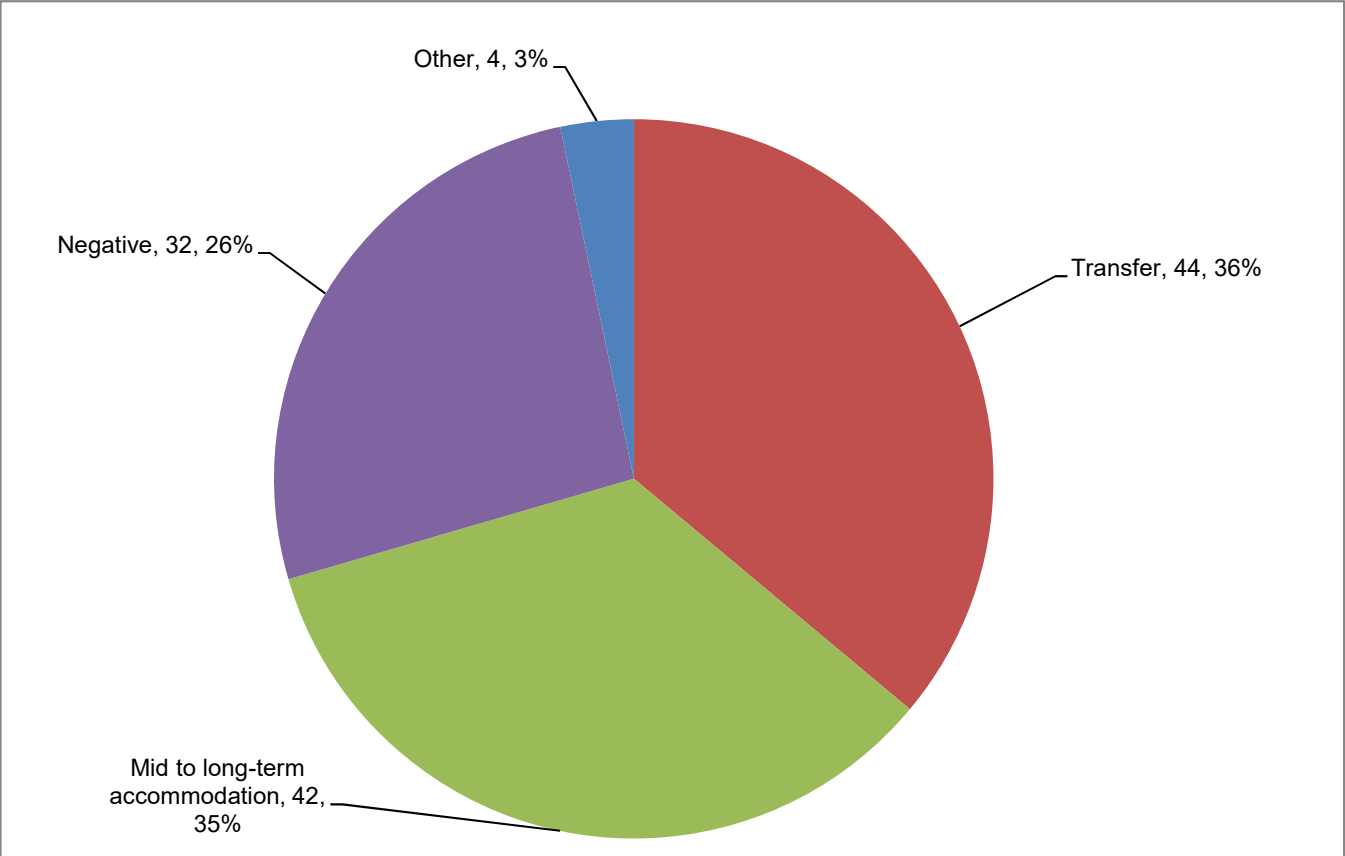
Arrivals

A total of 115 individuals arrived at temporary accommodation during the period.

Departures: Destination on Departure

A total of 118 individuals departed from temporary accommodation during the period.

Chart 10: Departures from temporary accommodation in 2023-24 Q3, by destination on departure



Base: 122

Destination on departure	Destination category	Chart colour
Assessment Centre, Bed & Breakfast, Covid-19 emergency hotel, Detox clinic, Hospital - not long-term/acute care, Hostel - another organisation, Hostel - within the organisation, Internal SWEP transfer, Internal transfer, NASS accommodation, Night shelter, NSNO staging post, Psychiatric hospital, Rehab clinic, Temporary accommodation (LA)	Transfer	
Accommodation where client is owner, Care home, Clearing House/RSI, Hospital - long-term, LA tenancy (general needs), Long stay hospice, Private rented sector - independent, Private rented sector - with some floating support, Returned to home country (EEA), Returned to home country (non EEA), RSL tenancy (general needs), Sheltered Housing, Supported Housing, Tied accommodation with work	Mid to long-term accommodation	
Died by suicide, Not known, Sleeping rough/Returned to streets, Taken into custody	Negative	
Died, Previous home, Staying with family, Staying with friends	Other	

An individual may have had more than one accommodation departure during the period.

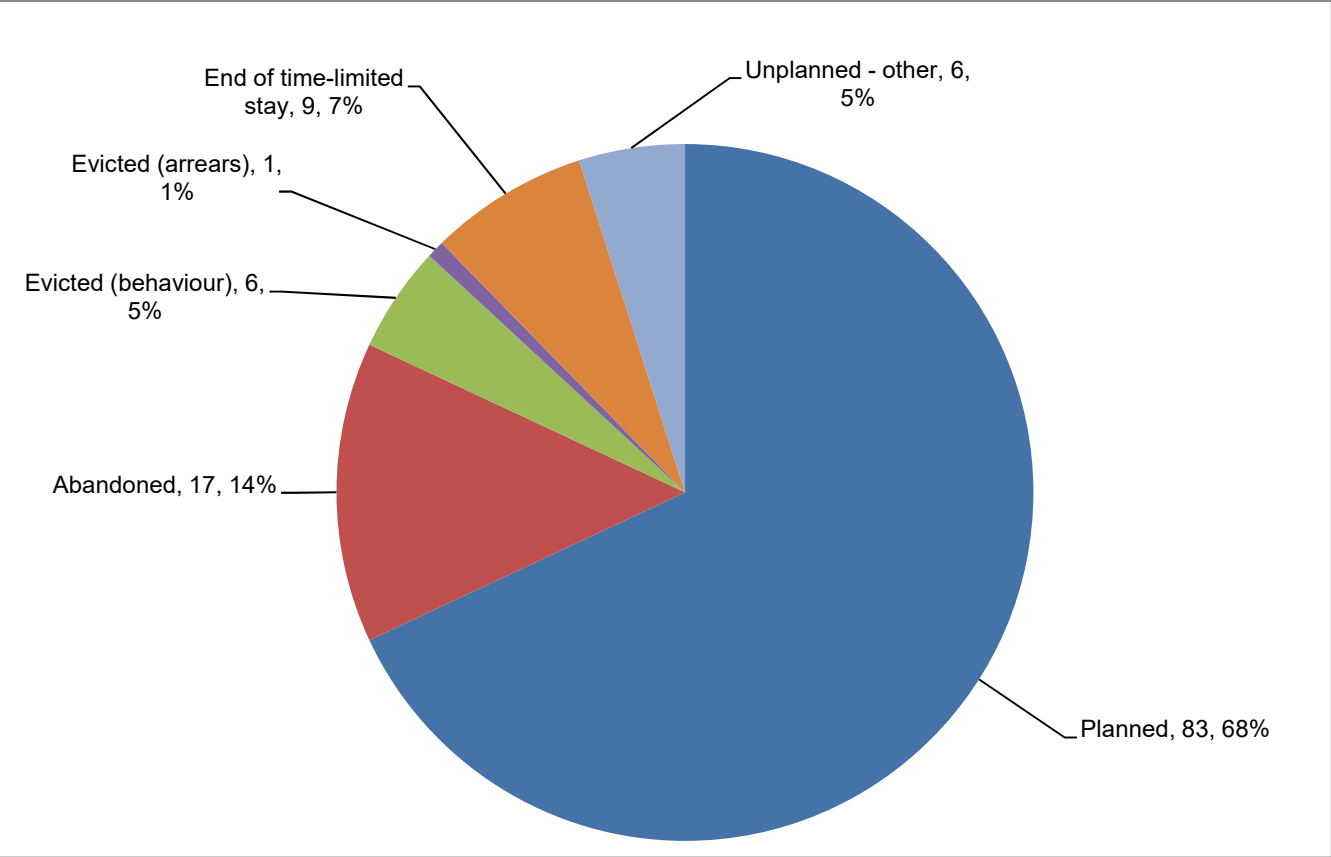
Table 11: Departures from temporary accommodation in 2023-24 Q3, by destination on departure

Destination on departure	No. departures	%
Transfer		
Assessment centre	7	6%
Bed & breakfast	4	3%
Detox clinic	0	0%
Hospital - not long-term/acute care	0	0%
Hostel - another organisation	9	7%
Hostel - within the organisation	8	7%
Hosting placement	0	0%
Internal SWEPP transfer	0	0%
Internal transfer	0	0%
NASS accommodation	5	4%
Night shelter	2	2%
NSNO staging post	0	0%
Psychiatric hospital	0	0%
Rehab clinic	0	0%
Temporary accommodation (LA)	9	7%
<i>Transfer subtotal</i>	44	36%
Mid to long-term accommodation		
Accommodation where client is owner	1	1%
Care home	0	0%
Clearing House/RSI	3	2%
Hospital - long-term	2	2%
LA tenancy (general needs)	0	0%
Long stay hospice	0	0%
Private rented sector - independent	5	4%
Private rented sector - with some floating support	8	7%
Returned to home country (EEA)	5	4%
Returned to home country (non EEA)	1	1%
RSL tenancy (general needs)	0	0%
Sheltered Housing	2	2%
Supported Housing	15	12%
Tied accommodation with work	0	0%
<i>Mid to long-term accommodation subtotal</i>	42	34%
Negative		
Died by suicide	0	0%
Not known	16	13%
Sleeping rough/Returned to streets	11	9%
Taken into custody	5	4%
<i>Negative subtotal</i>	32	26%
Other		
Died	0	0%
Previous home	0	0%
Staying with family	1	1%
Staying with friends	3	2%
<i>Other subtotal</i>	4	3%
Total	122	100%

An individual may have had more than one accommodation departure during the period.

Departures: Reason for Leaving

Chart 11: Departures from temporary accommodation in 2023-24 Q3, by reason for leaving



Base: 122

An individual may have had more than one accommodation departure during the period.

10. METHODOLOGY

From January 2014 onwards, CHAIN rough sleeping figures returned to being reported on a quarterly basis, following a two year period of reporting on a bi-monthly cycle.

Alongside the change in reporting period, we have also made some other adjustments to our reporting methodology. People who have been seen rough sleeping in more than one borough during the period will now be counted towards the figures for each relevant borough, rather than being assigned to one borough only, as was previously the case with bi-monthly reports. This means that the overall unique rough sleepers total for London will not be the same as the sum of all separate borough figures.

The new quarterly reports continue to employ the methodology of assigning rough sleepers to categories based on the following factors:

- Whether they were new rough sleepers during the period
- How many times they were seen rough sleeping during the period
- Number of days elapsed between first and last time they were seen rough sleeping during the period

We continue to apply the same thresholds for the above factors to the quarterly reporting period that we previously used for bi-monthly reporting. A further explanation of the individual categories follows.

New rough sleepers

New rough sleepers, who were seen for the first time during the period. The total number of new rough sleepers is broken down into those who were seen just once and did not have a second night out, those who were seen on several occasions, but as yet have not been on the streets long enough to count as 'living on the streets', and those new to the streets who remained there long enough to fulfil the criteria for 'living on the streets' (outlined below).

Living on the streets (LOS)

With the designation 'living on the streets' we refer to rough sleepers who have stayed on the streets after arriving, and are entrenched or at risk of becoming so. In determining who is counted as living on the streets we have used a combination of time on the streets (three or more weeks between the earliest and latest bedded down contact) and number of bedded down contacts (five or more contacts) during the period we are reporting on. If a person is seen bedded down six times, but only during one week, he or she does not count. If a person has four bedded down contacts, but spread over two months, he or she would also not count. To be counted a rough sleeper must have both elements.

The reporting period covers three months. However, to ensure that we do not miss those whose rough sleeping crosses over reporting periods we look back for the three weeks immediately before the start of the three month reporting period. For a rough sleeper in these circumstances, if they are not seen again, he or she will not be reported living on the streets in the next period.

The LOS total will include some who were new to the streets in the period, but whose stay extended beyond three weeks and who were seen bedded down at least five times - these are transferred from the new rough sleeper figures (shown in red in both section one and two of the report).

It is important to note that a rough sleeper who is included in the LOS total will not necessarily have been living on the streets for the entirety of the quarter in question, but they were living on the streets for a significant period during the quarter. The LOS total will also include some who are no longer on the streets, having gone into accommodation (or disappeared). They will not appear in the subsequent LOS total. Rough sleepers will only count as LOS during the period where they meet the above definition.

RS205+ refers to people who have been identified as especially hard to help because of their prolific history of rough sleeping. This group appear in the LOS chart if they have any number of bedded down contacts within the two months being reported on.

Intermittent rough sleepers

Intermittent rough sleepers are those who are not new in this period, and have not been seen rough sleeping enough to be deemed living on the streets. This group includes those who sleep rough periodically for very short periods (including some street drinkers and beggars). It also will include those who return to the streets for a longer period (but in this period less than the 'living on the streets' definition). Those that go on to be living on the streets will appear in that category in the next period.

SUPPORTED BY
MAYOR OF LONDON

